



SPECIFICATIONS

Housing: Die cast aluminum housing and door powder coat finished architectural bronze (contact factory for other colors). Stippled one piece aluminum reflector (contact factory for photometric information). Hinged door frame with two captive lock-up screws, one-piece silicone self-attaching door sealing gasket, borosilicate glass refractor.

Reflector: Aluminum finished high gloss white (90% reflectance) polyester powder coat.

Lens: Impact resistant tempered prismatic glass, silicone caulked to door frame.

Ballast: SYLVANIA QUICTRONIC® induction high frequency electronic ballast. See ordering information.

Mounting System: *EZ5® Mounting System allows the contractor to install the fixture in 5 minutes or less (see illustration).

Lamp: SYLVANIA ICETRON® lamp from OSRAM SYLVANIA Inductively coupled electrodeless fluorescent lamp with average rated life 100,000 hours. See ordering information.

Labels: ETL, CETL listed suitable for wet location. I.B.E.W. labeled.

Fixture Warranty: The mechanics are guaranteed to be free from defective material and workmanship, under normal installation and operating conditions, for five years from date of shipment from the factory. See general terms and conditions.

Maximum Ambient Temperature: Maximum 89.4°F.



Application: Ideal for parking areas, entrances, walkways, underpasses, loading docks and tunnels.

ICETRON is a trademark and product of OSRAM SYLVANIA Inc.
 QUICTRONIC is a registered trademark of OSRAM GmbH, used under license.
 SYLVANIA is a registered trademark of OSRAM SYLVANIA Inc.

SPECIFICATIONS SUBJECT TO CHANGE WITHOUT NOTICE

Recessed Junction Box Installation:

Cast aluminum mounting bracket factory installed. Universal cast aluminum gasketed junction box mounting bracket supports fixture and mounts to junction box. Fixture supplied with quick disconnect wiring harness for supply wire to fixture connection.



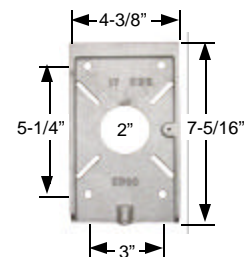
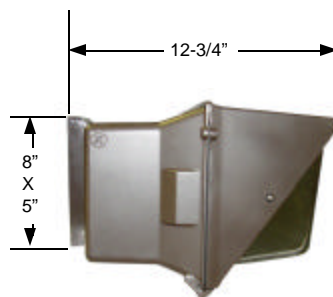

STEP 1. Connect quick connector to power supply.

STEP 2. Attach cast aluminum mounting plate on recessed j-box.

STEP 3. Connect quick connector from power source to fixture.

STEP 4. Hang wall pack on mounting plate.

STEP 5. Secure wall pack to mounting plate with locking screw.



WBE City of Chicago Certified

3254 North Kilbourn Avenue Chicago, Illinois 60641-4505
 Phone: 773-427-7000 Fax: 800-217-1260 www.escolighting.com
Established 1975





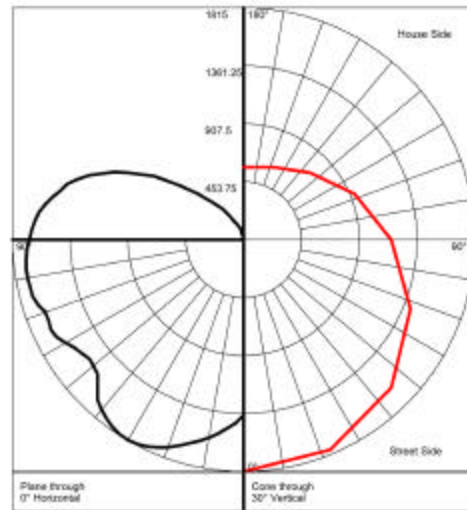
HOW TO ORDER

| Catalog No. | Lamp | Ballast | Color Temp | Voltage Range | System Lumens | Total Input Watts 120/277 |
|-------------|----------|----------|------------|---------------|---------------|------------------------------|
| WPI335R | ICE/70W | ICE/100W | 3500K | 120V—277V | 6815 | 79/77 |
| WPI341R | ICE/70W | ICE/100W | 4100K | 120V—277V | 6815 | 79/77 |
| WPI350R | ICE/70W | ICE/100W | 5000K | 120V—277V | 6616 | 79/77 |
| WPI435R | ICE/100W | ICE/100W | 3500K | 120V—277V | 8600 | 106/103 |
| WPI441R | ICE/100W | ICE/100W | 4100K | 120V—277V | 8600 | 106/103 |
| WPI450R | ICE/100W | ICE/100W | 5000K | 120V—277V | 830 | 106/103 |
| WPI535R | ICE/100W | ICE/150W | 3500K | 120V—277V | 11900 | 154/149 |
| WPI541R | ICE/100W | ICE/150W | 4100K | 120V—277V | 11900 | 154/149 |
| WPI550R | ICE/100W | ICE/150W | 5000K | 120V—277V | 11450 | 154/149 |



ICETRON® Lamp & Ballast System

POLAR GRAPH



OPTIONS & ACCESSORIES



Photo Control
 Suffix Cat.# With
 120 Volt =PC1
 208-277 Volt =PC2



Wireguard
 Suffix Catalog
 Number With "WGP2"



**Fuse and Fuse
 Holder**
 Suffix Catalog
 Number With "F"



WBE City of Chicago Certified

3254 North Kilbourn Avenue Chicago, Illinois 60641-4505
 Phone: 773-427-7000 Fax: 800-217-1260 www.escolighting.com
Established 1975

